

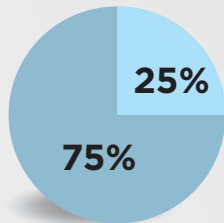
# 2017 Show Stats



**12,389**  
TOTAL PARTICIPANTS  
*including exhibitors*



**3,286** Hosted Buyers  
FROM 61 COUNTRIES

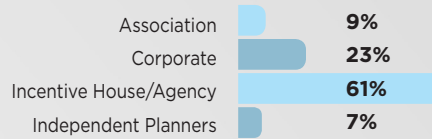


● U.S. and Canada ● International

### Hosted Buyers BY COUNTRY OF ORIGIN

US	70%
Canada	5%
Brazil	4%
UK	4%
Mexico	3%
China	3%
Argentina	2%
Germany	1%
Australia	1%
India	1%
Other	6%

### Hosted Buyers BY NATURE OF BUSINESS



### Hosted Buyer Budgets

Up to \$100,000	4%
\$100,000-\$250,000	5%
\$250,000-\$500,000	9%
\$500,000-\$1 Million	16%
\$1-5 Million	31%
\$5-10 Million	15%
\$10 Million+	20%

**60,000**  
Prescheduled Appointments  
(ONE-ON-ONE AND BOOTH PRESENTATIONS)

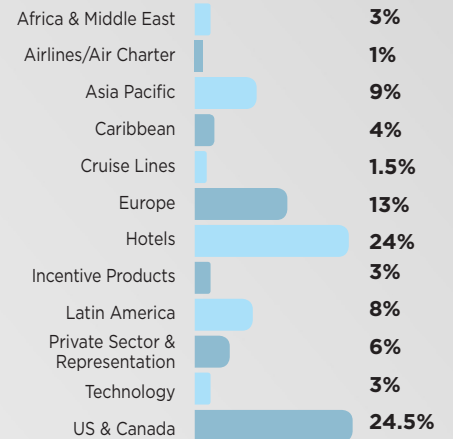
**+ 10,000** buyers in  
group appointments

**3,390**  
Exhibiting Companies  
Representing

**150** Countries

with **64** New Booths in 2017

### Breakdown of Booth Space Taken BY REGION OR TYPE



**2,566** Trade Attendees  
FROM 62 COUNTRIES

US	86%
Mexico	3%
Canada	2%
UK	1%
Australia	1%
Other	7%

INCLUDING  
**964** Buyer Attendees  
FROM 28 COUNTRIES

### BY NATURE OF BUSINESS



Number of Press  
**149** from **12** countries

**IMEX AMERICA**  
OCTOBER 16-18, 2018  
LAS VEGAS • SANDS EXPO

IMEXAMERICA.COM

If you require show photography in support of your report, please download from our [2017 Show Photo File >](#)

THE *pulse* OF THE MEETINGS INDUSTRY.